

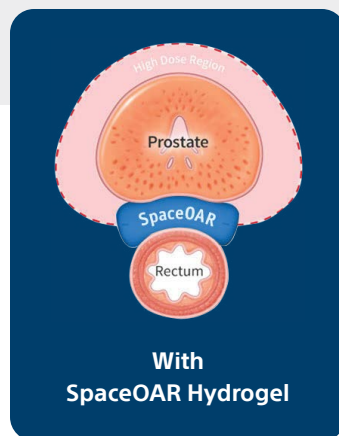
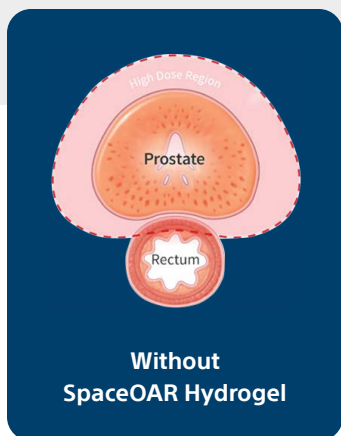
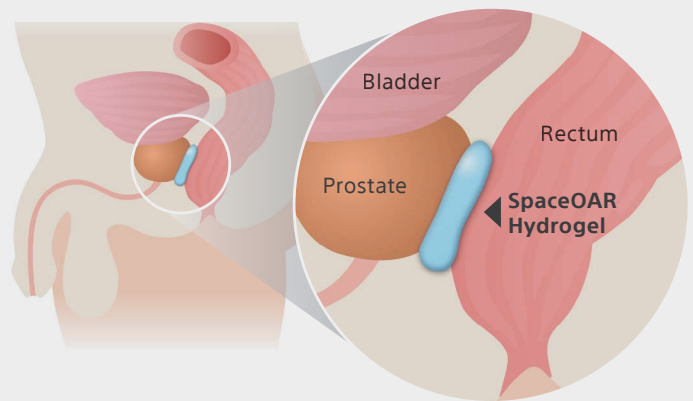


SpaceOAR™ Hydrogel

Make space for life as usual

Minimizing potential side effects of prostate cancer radiation therapy

SpaceOAR Hydrogel is an absorbable PEG-based hydrogel that temporarily creates space between the prostate and rectum, designed to reduce radiation dose to the rectum to help minimize the side effects of radiation therapy.¹



Radiation therapy can be extremely effective in treating prostate cancer, but as with any procedure, there are potential side effects.

The prostate is next to the rectum. Due to the proximity, prostate radiation therapy can unintentionally cause damage to the rectum, which can lead to issues with bowel function.²

SpaceOAR Hydrogel is designed to temporarily create space between the prostate and the rectum, reducing the radiation dose delivered to the rectum during prostate radiation therapy which may lessen damage to the rectum.^{3,4}

More space can mean better quality of life.

- ✓ Fewer long-term side effects^{3,4}
- ✓ More likely to report maintenance of sexual function⁵
- ✓ Significantly lower decline in urinary and bowel function^{3,4}



Frequently Asked Questions

What is it made of?

SpaceOAR Hydrogel is a soft gel material that is mostly made of water and polyethylene glycol (PEG), which is commonly used in other medical implants. The material is biodegradable and is designed to be absorbed and leave your body naturally after about 6 months.¹

Where is the procedure performed?

The procedure to implant SpaceOAR Hydrogel is generally a brief outpatient procedure, and can be done in a doctor's office, hospital or clinic before starting radiation treatment.¹

Is SpaceOAR Hydrogel widely used?

SpaceOAR Hydrogel is now the option of choice for doctors and patients prior to radiation therapy. It is used in leading cancer centers, and with most types of radiation therapy. Many radiation oncologists, urologists and interventional radiologists recommend SpaceOAR Hydrogel for their prostate cancer patients.¹



“Once I learned more about SpaceOAR Hydrogel, there was no way I was going to get radiation therapy without it.”

– Pierre, Plano, TX | SpaceOAR Hydrogel patient

Hear from other patients.

Scan the QR code with your phone camera or visit spaceoar.com/spaceoar-patient-testimonials

- 1 Open your phone's camera app
- 2 Point the camera at the QR code square and your phone will recognize the code
- 3 Tap the alert at the top of your screen to visit the website



This guide is informational and not intended to be a substitute for a thorough discussion with your doctor.

REFERENCES & DISCLAIMERS

- 1 Data on file with Boston Scientific.
- 2 American Cancer Society. *Radiation Therapy for Prostate Cancer*. Accessed September 9, 2021. <https://www.cancer.org/cancer/prostate-cancer/treating/radiation-therapy.html>
- 3 Mariados N, Sylvester J, Shah D, et al. Hydrogel spacer prospective multicenter randomized controlled pivotal trial: Dosimetric and clinical effects of perirectal spacer application in men undergoing prostate image guided intensity modulated radiation therapy. *Int J Radiat Oncol Biol Phys*. 2015 Aug 1;92(5):971-7.
- 4 Hamstra DA, Mariados N, Sylvester J, et al. Continued benefit to rectal separation for prostate radiation therapy: Final results of a phase III trial. *Int J Radiat Oncol Biol Phys*. 2017 Apr 1;97(5):976-85.
- 5 Hamstra DA, Mariados N, Sylvester J, et al. Sexual quality of life following prostate intensity modulated radiation therapy (IMRT) with a rectal/prostate spacer: Secondary analysis of a phase 3 trial. *Pract Radiat Oncol*. 2018 Jan - Feb;8(1):e7-e15.

SpaceOAR Hydrogel contains Polyethylene Glycol (PEG).

As with any medical treatment, there are some risks involved with the use of SpaceOAR Hydrogel. Potential complications associated with SpaceOAR Hydrogel include, but are not limited to: pain associated with SpaceOAR Hydrogel injection, pain or discomfort associated with SpaceOAR Hydrogel, local inflammatory reactions, infection (including abscess), urinary retention, urgency, constipation (acute, chronic, or secondary to outlet perforation), rectal tenesmus/muscle spasm, mucosal damage, ulcers, fistula, perforation (including prostate, bladder, urethra, rectum), necrosis, allergic reaction (localized or more severe reaction, such as anaphylaxis) embolism (venous or arterial embolism is possible and may present outside of the pelvis, potentially impacting vital organs or extremities), syncope and bleeding. The occurrence of one or more of these complications may require treatment or surgical intervention. Please talk to your doctor about the risks and benefits associated with SpaceOAR Hydrogel.

Results from case studies are not necessarily predictive of results in other cases. Results in other cases may vary.

Content of this brochure is for Information Purposes only and does not constitute medical advice. Boston Scientific strongly recommends that you consult with your physician on all matters pertaining to your health or to address any questions.

CAUTION: U.S. Federal law restricts this device to sale by or on the order of a physician.

CAUTION: The law restricts these devices to sale by or on the order of a physician. Indications, contraindications, warnings and instructions for use can be found in the product labeling supplied with each device. Information for use only in countries with applicable health authority registrations. This material not intended for use in France.

Products shown for INFORMATION purposes only and may not be approved or for sale in certain countries. Please check availability with your local sales representative or customer service. All images are the property of Boston Scientific. All trademarks are the property of their respective owners.

©2022 Boston Scientific Corporation or its affiliates. All rights reserved. UROPH-623715-AC APR 2022